











RPII ANNUAL PLAYGROUND INSPECTION REPORT



TULLYCARNET
RESOURCE CENTRE
BELFAST CITY COUNCIL
6th February 2017

This Inspection was carried out by Mel Campbell RPII Signed

A handwritten signature in black ink, appearing to read 'Mel Campbell', written over a horizontal line.

Item No.	Item Description	Inclusive for all Abilities Y/N	Quality Score	Compliance with BSEN 1176 Y/N	User Risk Assessment	Actions		Item Priority	Safety Surface Compliance to BSEN 1177	Surfacing Risk Assessment	Actions	Surface Priority Works
1	 <p>Item: Senior Multi Unit Manufacturer: SMP Label: Yes 2004 Age Range: Senior Capacity: 10 Surfacing: Wet Pour</p>	N	5	N	M	  	Climbing Wall missing - reinstall Monitor rot on replacement step Recommend replace step with like for like tread Corrosion at slide entrance- sand and repaint Loose fixing at base of slide-tighten	3	Y	L	N/A	5
2	 <p>Item: Toddler Unit Manufacturer: SMP Label: Yes 2004 Age Range: Toddler Capacity: 10 Surfacing: Wet Pour</p>	N	5	N	L	 	Replace climbing wall – rotting timber Replace 7 missing fixings on play panels	3	N	L	 Repair wet pour patch	3
Overall Mean Score =			-									





***Quality Score**

Excellent	= 10	Fair	= 5
Very Good	= 9	Insufficient	= 4
Good	= 8	Poor	= 3
Fairly Good	= 7	Very Poor	= 2
Sufficient	= 6	Extremely Poor	= 1

*** Item Priority Action**

- 1 Action within 1 hour (Contact Client)
- 2 Action within 10 days
- 3 Action within 28 days
- 4 Action within 3 months
- 5 Monitor

N.B. Mean Score = total quality score divided by the number of items.

Item No.	Item Description	Inclusive for all Abilities Y/N	Quality Score	Compliance with BSEN 1176 Y/N	User Risk Assessment	Actions		Item Priority	Safety Surface Compliance to BSEN 1177	Surfacing Risk Assessment	Actions	Surface Priority Works
3	 <p>Item: Cradle Swings Manufacturer: SMP Label: Yes 2004 Age Range: Toddler Capacity: 2 Surfacing: Wet Pour</p>	Y	8	Y	L		Corrosion on Crossbar- Monitor	5	N	L	 <p>Repair shrinkage gap</p>	3
4	 <p>Item: Flat Swings Manufacturer: SMP Label: Yes 2004 Age Range: Junior/Senior Capacity: 2 Surfacing: Wet Pour</p>	N	8	Y	L	Corrosion on top bar - monitor		5	Y	L	N/A	5
Overall Mean Score =			6.5									

***Quality Score**








Excellent	= 10	Fair	= 5
Very Good	= 9	Insufficient	= 4
Good	= 8	Poor	= 3
Fairly Good	= 7	Very Poor	= 2
Sufficient	= 6	Extremely Poor	= 1

*** Item Priority Action**

- 1 Action within 1 hour (Contact Client)
- 2 Action within 10 days
- 3 Action within 28 days
- 4 Action within 3 months
- 5 Monitor

N.B. Mean Score = total quality score divided by the number of items.

ANCILLARY STRUCTURES

<u>TYPE</u>	<u>GENERAL QUALITY CONDITION</u>	<u>ACTIONS</u>	<u>PRIORITY</u>
 Fencing	10	N/A	5
 Gates	10	N/A	5
 Signs	4	 Additional information required on sign	4
 Bins	10	N/A	5
 Seats	10	N/A	5
 Paths & General Surfacing	10	N/A	5

OVERALL MEAN SCORE:

9

***Quality Score**

Excellent	= 10	Fair	= 5
Very Good	= 9	Insufficient	= 4
Good	= 8	Poor	= 3
Fairly Good	= 7	Very Poor	= 2
Sufficient	= 6	Extremely Poor	= 1

*** Item Priority Action**

- 1** Action within 1 hour (Contact Client)
- 2** Action within 10 days
- 3** Action within 28 days
- 4** Action within 3 months
- 5** Monitor

N.B. Mean Score = total quality score divided by the number of items.